

Delivering leading edge, innovative power solutions for more than **30** years....

Model:GTM91110P240VV-FAW-S

November 28, 2020

GTM91110P240VV-FAW-S

Information

Model Number	GTM91110P240VV-FAW-S
Description	GTM91110P240VV-FAW-S, ITE / Medical Power Supply, Open Frame/Internal, Regulated Switchmode AC-DC Power Supply AC Adaptor, , Input Rating: 100-240V~, 50-60 Hz, Molex 26-60-4030 3 Position Header Pin 1: Line, Pin 2: Removed, PIN 3: Neutral, Output Rating: 240 Watts, Power rating with convection cooling (W) , 12-55V in 0.1V increments, Approvals: WEEE; VCCI; Double Insulation; FCC; Ukraine; GOST-R; CE; SIQ; SIQ; Book 60601; China RoHS; RoHS; cETLus 60601-1 3rd; CB 60601-1;
Model Picture	
Agency Documents	http://www.globtek.info/certs/GTM91110P/
CE EC-Declaration	https://www.globtek.com/pdf/ec_declaration/a0Oa000000LNOuIEAX
RoHS/RoHS2 Declaration	https://www.globtek.com/pdf/rohs_cert/a0Oa000000LNOuIEAX
REACH Declaration	https://www.globtek.com/pdf/iso_certificates/REACH.pdf
Conflict Minerals Declaration	https://www.globtek.com/pdf/conflict-minerals.pdf

Delivering leading edge, innovative power solutions for more than **30** years....

Model:GTM91110P240VV-FAW-S

November 28, 2020

MODEL PARAMETERS

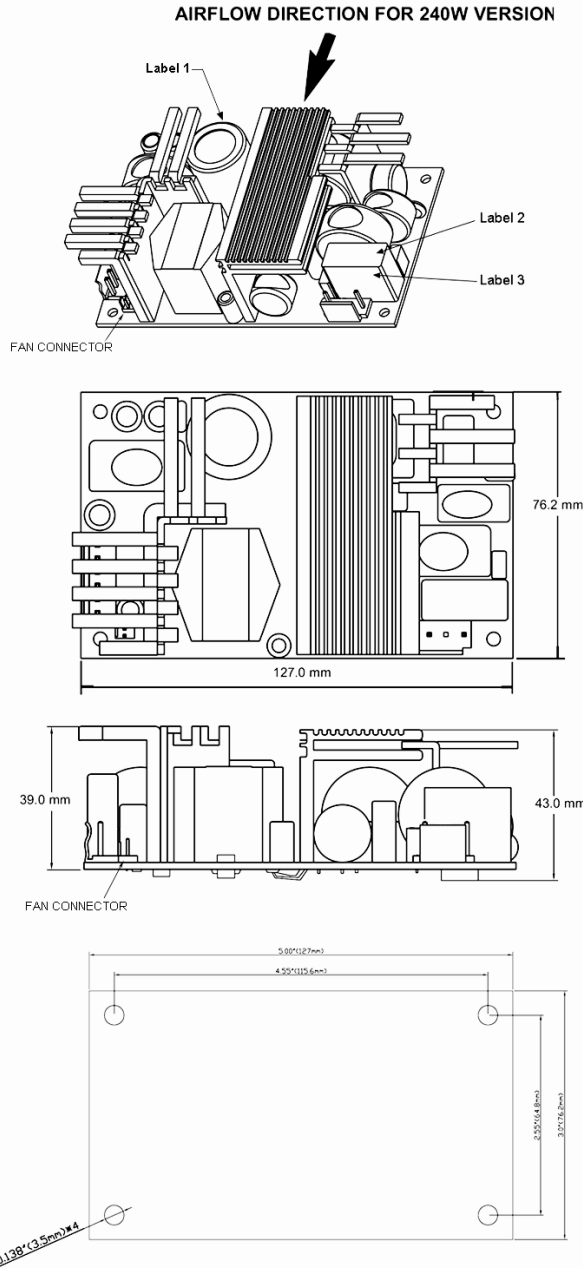
Type	Open Frame/Internal
Technology	Regulated Switchmode AC-DC Power Supply AC Adaptor
Category	ITE / Medical Power Supply
Input Voltage	100-240V~, 50-60 Hz
I/P Amps (A)	4.0A
Wattage (W)	240.0
Vout Range (V)	12-55
Efficiency Level	N/A
Ingress Protection	
Size (mm)	127x76.2x43 1U

Delivering leading edge, innovative power solutions for more than 30 years....

Model:GTM91110P240VV-FAW-S

November 28, 2020

ENCLOSURE



MOUNTING REQUIREMENTS:
 USE ONLY M3 TYPE SCREWS AND STANDOFF FOR MOUNTING.
 HARDWARES BIGGER THAN M3 TYPE MAY CAUSE SPACING
 VIOLATION BETWEEN LIVE PARTS AND THE CHASSIS.

CONNECTOR HEADER FOR FAN, 2 PINS, 2mm PITCH B2B-PH-K-SLFSN JST

Delivering leading edge, innovative power solutions for more than 30 years....

Model:GTM91110P240VV-FAW-S

November 28, 2020

Mating Products

- [455-1165-ND](#) - CONN HOUSING PHR-2 2POS 2MM WHITE
- [455-2691-ND](#) - CONN SOCKET 02KR-6H-P 2POS 2MM IDC
- [455-2701-ND](#) - CONN SOCKET 02KR-D6S-P 2POS 2MM IDC R/A

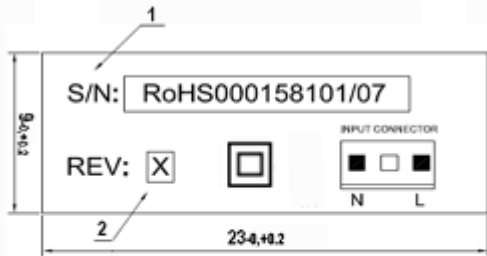
Header polarity is marked on power supply PCB

Label 1

Position Label 1 on the side of capacitor C1

Label 2

Material: White art paper with Black nomenclature and is attached on top of CX1



- 1. S/N: SERIAL NUMBER
- 2.REV: BOM REVISION LEVEL,
THIS WILL CHANGED PER BOM REVISION LEVEL

Label 3


Material: White art paper with Black nomenclature and is attached on side of CX1



Delivering leading edge, innovative power solutions for more than **30** years....

Model:GTM91110P240VV-FAW-S

November 28, 2020



PROPRIETARY INFORMATION

PROPRIETARY OF GLOBTEK, INC. ANY REPRODUCTION, DISCLOSURE OR USE OF THIS DRAWING, IN WHOLE OR IN PART, IS HEREBY PROHIBITED EXCEPT AS SPECIFIED IN WRITING BY GLOBTEK, INC.

<http://en.globtek.com/datasheet/id/a0Oa000000LN0uI>

Delivering leading edge, innovative power solutions for more than **30** years....

Model:GTM91110P240VV-FAW-S

November 28, 2020

RATING TABLE

Model Number	Voltage	Amps(A)	Watts(W)	RFQ
GTM91110P24012-FAW-S	12 V	20	240.00	RFQ
GTM91110P24015-FAW-S	15 V	16	240.00	RFQ
GTM91110P24018-FAW-S	18 V	13.3	239.40	RFQ
GTM91110P24024-FAW-S	24 V	10	240.00	RFQ
GTM91110P24036-6.0-FAW-S	30 V	8	240.00	RFQ
GTM91110P24036-FAW-S	36 V	6.7	241.20	RFQ
GTM91110P24048-FAW-S	48 V	5	240.00	RFQ
GTM91110P24055-FAW-S	55 V	4.36	239.80	RFQ

Model:GTM91110P240VV-FAW-S

November 28, 2020

SPECIFICATIONS

A) ELECTRICAL SPECIFICATIONS:

01. Input Voltage: Specified 90-264 Vac, Nameplate rated 100-240 Vac
02. Input Frequency: Specified 47-63 Hz, Nameplate rated 50/60 Hz
03. Inrush current: Cold start @ 25°C, 40A @ 115Vac, 80A @ 230Vac
04. Efficiency: 85% to 90% typical at full load, 120-240Vac input
05. Power factor: 0.98 typical at full load, 230Vac input
06. Turn on delay: 5 Seconds maximum, (3 seconds max option)
07. Load regulation: $\pm 1\%$ Measured at the connector side
08. Line regulation: $\pm 0.2\%$ Measured at the connector side
09. Output Ripple protection (Peak to Peak): $\pm 1\%$ maximum of nominal output voltage measured at 20 MHz bandwidth with 0.1 μ f ceramic capacitor in parallel with a low impedance 47 μ f electrolytic capacitor located 200mm from the end of the output connector
10. Turn on/off overshoot: 5% Maximum, 1mS recovery time
11. Hold up time: 8 mS @ 300W load, 10mS@200W load, 16mS@150W load at 115Vac input
12. Transient response: 2% Maximum deviation, returns to initial condition in 3 ms max for 25% load step, from 10% to 100% of rated load
13. Remote sense (optional): compensates for up to 0.5V voltage drop in output wiring.
Power supply will operate correctly, with or without remote sense pins hooked up.
14. Auxillary Output: For forced air fan 12V @ 250mA, if convection cooled 12V @ 150mA. Other output voltages and current ratings from 5V to 24V available, contact factory for availability.
15. Indicator: Green LED for output presence

B) PROTECTION

01. Input Protection: Input line fusing and 300Vac MOV
02. Short circuit: Protected. Unit will autorecover upon removal of short
03. Overload protection: Autorecover upon removal of overload
 - 150W, 175% - 210% of nominal power rating
 - 200W, 130% - 160% of nominal power rating
 - 240W, 110% - 130% of nominal power rating
 - 300W, 110% - 130% of nominal power rating
04. Over voltage: Protected at 110- 140% of nominal output voltage, latched type. AC cycling required to restore output. Autorecovery type OVP is an option, contact factory for availability.
05. Fan output protection: 3 Pin Linear Regulator, short circuit proof

C) SAFETY

01. Dielectric Withstand Voltage: 4000Vac or 5656Vdc from input to output,
On Class I models, 2500Vac or 3535Vdc from input to earth
02. Earth Leakage Current:
 - Class I Input Models: Does not exceed 500uA
 - Class II Input Models: Does not apply
03. Touch Current: Does not exceed 100uA, output terminations to earth
04. Output terminations rated as SELV, and Means of Operator Protection

D) OTHER:

01. MTBF: 200,000 Hours @ 25°C ambient temperature
02. Operating Temperature Range:

PROPRIETARY INFORMATION

PROPRIETARY OF GLOBTEK, INC. ANY REPRODUCTION, DISCLOSURE OR USE OF THIS DRAWING, IN WHOLE OR IN PART, IS HEREBY PROHIBITED EXCEPT AS SPECIFIED IN WRITING BY GLOBTEK, INC.

<http://en.globtek.com/datasheet/id/a0Oa000000LNouI>

Delivering leading edge, innovative power solutions for more than **30** years....

Model:GTM91110P240VV-FAW-S

November 28, 2020

- 10°C to 50°C @ 100% output power rating
- 10°C to 70°C @ 50% output power derating

03. Cooling:

- Open Frame 150W Series: Convection
- Open Frame 240W and 300W Series: 20 CFM Forced Air Cooling
- Perforated Plastic Housing 200W Series: 20 CFM Forced Air Cooling,
with convection cooling 50% derated (100W) output capability.

04. Relative Humidity: operating 0% to 90% Non-condensing**05. Storage Temperature:** -30°C to 85°C**06. Altitude:** up to 2000 meter**07. Random vibration/transient drop:** MIL-STD 810E**E) MECHANICAL FORMAT:**

150W, 240W and 300W Open Frame version

Size: 127*76.2*43 mm

Weight: 470 grams

200W Perforated Plastic Enclosure version

Size: 140*87.6*51.9 mm

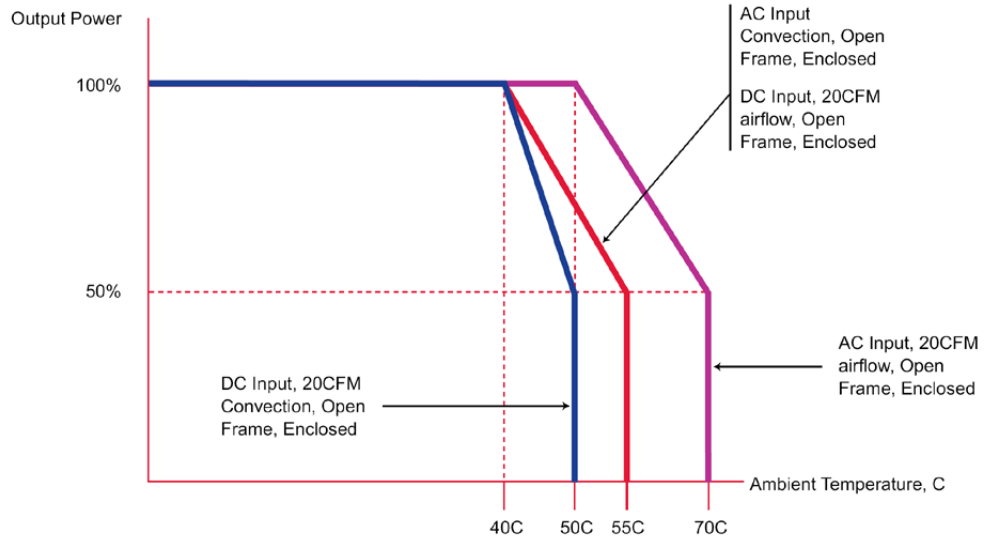
Weight: 620 grams

Delivering leading edge, innovative power solutions for more than 30 years....

Model:GTM91110P240VV-FAW-S

November 28, 2020

DERATING CURVE



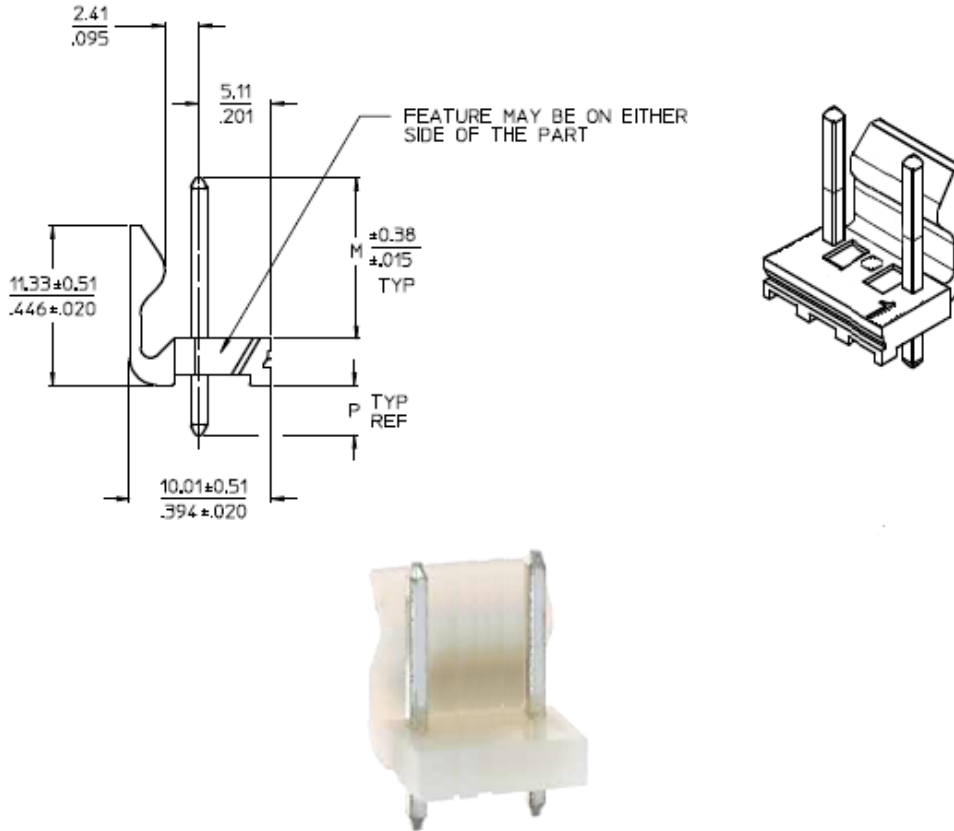
Delivering leading edge, innovative power solutions for more than 30 years....

Model:GTM91110P240VV-FAW-S

November 28, 2020

INPUT CONFIGURATION

Description Molex 26-60-4030 3 Position Header Pin 1: Line, Pin 2: Removed, PIN 3: Neutral



Optional Input Wiring Kits are available:

PN/Ordering No	Length	End A	End B
XHP410070M7MLX3(R)	70	JST XHP-4	Molex 09-93-0300
C810070M6MLX3(R)	60	IEC60320 C8	Molex 09-93-0300
C1410070M6MLX3(R)	60	IEC60320 C14	Molex 09-93-0300








Custom lengths, construction, cable types, ferrites, filters, and termination available upon request.

Delivering leading edge, innovative power solutions for more than 30 years....

Model:GTM91110P240VV-FAW-S

November 28, 2020


Approvals

Logo	Description
	60601-1 3rd Operating Instructions
No Logo Applicable	CB report IEC 60601-1: 2005 + CORR. 1 (2006) + CORR. 2 (2007) and or EN 60601-1:2006 3rd Edition including 2MOOP requirements
	CE Mark: tested to comply with EN61000-3-2, EN61000-3-3 and EN50082-1, including EN61000-4-2, EN61000-4-3, EN61000-4-4, EN61000-4-5, EN61000-4-6, EN61000-4-8, EN61000-4-11, EN61001-1-2-2007 EMI: Complies with EN55011 CLASS B and FCC Part 15 B
	cETLus-Cert-4007497 ANSI/AAMI ES60601-1:2005/A1:2012 Issued: 2012/08/20 Medical electrical equipment ? Part 1: Amendment 1; CAN/CSAC22.2 No. 60601-1:14, Third Edition Issued: 2014/03/01 - Medical Electrical Equipment - Part 1
	CHINA SJ/T 11364-2014, China RoHS Chart: http://en.globtek.com/globtek-rohs.php
	FCC PART 15 CLASS B
	GOST-R mark for Russia(Document: http://www.globtek.com/html/iso_certificates/GT_GOST-R.pdf). 03/15/2015. Due to lack of demand, GlobTek will not be renewing it's GOST certification. Please contact your sales engineer for pricing on EAC.
	Indoor Use Only - Mark is on the label or Molded in the case
MAXIMUM OUTPUT POWER: 150W CONVECTION COOLING 240W WITH 20 CFM FORCED AIR DIRECTED TOWARDS CAPACITOR C1	Note for Maximum Power GTM91110P240-FA(W)-S
RoHS	Specifications of directive 2011/65/EU Annex VI (ROHS-2) with amendment 2015/863-EU (ROHS-3) http://www.ce-mark.com/Rohs%20final.pdf

Delivering leading edge, innovative power solutions for more than **30** years....

Model:GTM91110P240VV-FAW-S

November 28, 2020

 IEC/EN60601-1	SIQ Mark License EN60601-1
 IEC/EN60950-1	SIQ Mark License EN60950-1
	UKCA Certification
 10276	Ukraine UKRSepro (Document: www.globtek.com/html/iso_certificates/GT_Ukraine.pdf)
	Japan: Voluntary Control Council for Interference (VCCI)
	WEEE: Complies with EU 2012/19/EU (http://ec.europa.eu/environment/waste/weee/index_en.htm) Mark is on the label or Molded in the case